


LESS PAIN ALL GAIN

 72 hours
DURATION OF
EFFECT IN CATTLE²

 SUPPORTING
ongoing advancements
in veterinary and farming practices

 Improvements in
MASTITIS CURE RATES
BY 32%³

#1 NSAID
GLOBALLY¹ 

 OPTIMISING
FERTILITY
and repro outcomes^{3,4}



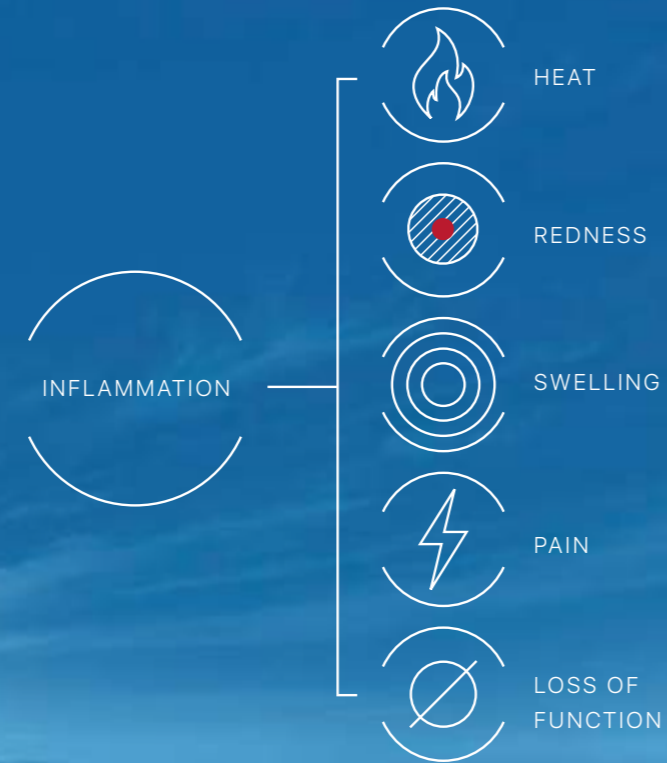
NEW



Mastitis = inflammation

Mastitis is, by definition, an inflammatory condition of the udder. It has significant implications for animal health as well as milk quality and production.

Inflammation consists of five cardinal signs.



Mastitis = pain

There is strong evidence that cows with mastitis experience pain, **regardless of severity**. There is also broad agreement from the veterinary and farming community that mastitis of any type is painful for cows.

VET AND FARMER OPINIONS FOR MILD AND SEVERE MASTITIS



Recognising mastitis early is critical

Veterinarians are seldom involved in the diagnosis of clinical mastitis. Farmers and farm staff play a crucial role in observing cows and identifying changes in the herd.

Associated behaviour changes may include:

- Changes in temperament
- Change in milking order
- Kicking off cups
- Restlessness
- Changes in gait
- Separation from herd
- Lethargy

There is an important role to play in helping farmers and farm staff to diagnose cases early and understand the link between mastitis, inflammation and pain.

METACAM[®] improves outcomes in mastitis

A single shot of METACAM optimises treatment outcomes, and supports a faster, more comfortable journey to recovery.

METACAM relieves inflammation and pain in cattle for 72 hours.² Additionally, METACAM mitigates fever, swelling and is anti-endotoxic.⁹

METACAM is a valuable tool in the toolkit due to its ability to:

- Address inflammation and pain
- Optimise production outcomes
- Maximise treatment success

Boehringer Ingelheim places a high priority on supporting improvements in farming practices with outcome-based evidence.




Mastitis = production losses

Infertility is the greatest reason for culling^{4,10}

Poor reproductive performance in the dairy herd is one of the most common reasons for culling in NZ and around the world.

When mastitis can't be avoided, farmers need to minimise its impact on fertility.

The chance of pregnancy is reduced in cows with clinical mastitis



Cows that have had a case of clinical mastitis:

- Demonstrate a lower first service conception rate.¹¹
- Have a longer calving to conception interval.¹²
- Display an increased risk of embryo loss or early abortion.^{13,14}

METACAM improves fertility outcomes

As well as providing **immediate relief** from inflammation and pain, METACAM provides **significant long-term reproductive benefits** when used along with antibiotics for mastitis.



48% higher first service conception rate ($p < 0.01$)³



29% more cows pregnant around six week in calf target ($p < 0.001$)³

METACAM reduced the chance of culling in mild to moderate mastitis

Cows treated with METACAM were 2.5 x less likely to be culled for failing to conceive.⁴





AMR and meeting social demands

In farm animals antibiotics are, and will remain, an integral part of treating mastitis. Any infection must be treated before milking can resume.

In addition to conventional measures of treatment effectiveness, consumers worldwide place a great deal of importance on the comfort and welfare of animals.

While returning to normal production is an important part of any treatment, the journey to achieve this goal must also be considered.



Maximizing treatment success

METACAM is a key tool in maximising the effectiveness of antibiotic treatment, managing cow comfort and meeting the social demands of global consumers.

A single dose of METACAM given alongside standard antibiotic treatment has been repeatedly proven to improve bacteriological cure rates compared to antibiotic treatment alone.^{3,15,16} This means that the pathogen causing the mastitis has gone.

This can help reduce

- Repeated or prolonged antibiotic treatment
- Reliance on different antibiotics to cure stubborn cases
- Overall use of antibiotics on farms

METACAM treated cows had a **32% higher** bacteria cure rate than control cows.³ (p<0.012)



The METACAM timeline

METACAM is the most widely researched NSAID in production animals, backed by over 150 peer-reviewed studies from New Zealand and all over the world.

1998 

METACAM 20 added to antibiotic treatment improved outcomes in bovine respiratory disease (BRD)^{17,18}

2001 

First registration in New Zealand

2005 

METACAM 20 superior to Flunixin when used to treat mastitis alongside antibiotics²⁰

METACAM 20 added to antibiotic treatment of BRD reduced lung lesions and improved LWG²¹

2010 

Horse claim approved in New Zealand

METACAM 20 alongside oral electrolytes improves appetites and performance compared to placebo treated calves²³

2013 

METACAM benefit based on reduced pain sensitivity, reduced udder oedema and reduced temp²⁴

First report that disbudding wounds may remain sensitive for at least 75 hours after the procedure

Play behaviours determined to be an effective indicator of pain²⁵

2017 

METACAM 20 plus local at disbudding improved motivation to feed compared to local or NSAID on their own²⁶

2000 

METACAM 20 optimal dose rate determined to be 0.5 mg/kg in cattle¹⁹

2004 

Pig claim approved New Zealand

2009 

MAMMARY STUDY

METACAM 20 alongside antibiotics reduced SCC and reduced culling when treating mild to moderate mastitis⁴

Adding METACAM 20 alongside local anaesthesia at disbudding mitigated the pain response once local wears off²²

2012 

Disbudding claim approved in New Zealand

2016 

FERTILE STUDY

METACAM 20 alongside antibiotics improved fertility and milk quality outcomes when treating mild to moderate mastitis³

Sheep claim approved in New Zealand

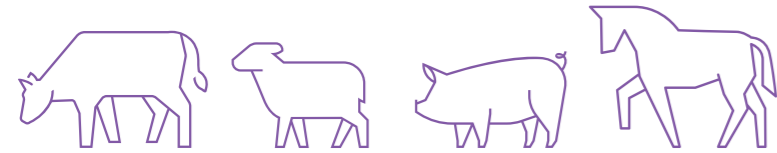
2021 

METACAM 40 LAUNCH IN NEW ZEALAND

Surgical claim in cattle approved in New Zealand for METACAM 40

METACAM 20 Dosing Guide


MULTI-SPECIES



FLEXIBILITY IN SPECIES: CATTLE, SHEEP, PIGS, HORSES

WITHHOLDING PERIODS

MEAT



10
DAYS


11
DAYS


3
DAYS


28
DAYS

MILK


84
HOURS

CATTLE:

- For use in acute mastitis, in combination with appropriate therapy.
- For use in acute respiratory infection alongside appropriate antibiotic therapy.
- For use in diarrhoea in combination with oral-rehydration therapy.
- For use to assist in the control of pain following disbudding and dehorning of cattle, administered approximately 10 minutes prior and accompanied by effective and appropriate local analgesia.
- Single use only by *S/C* or *I/V* injection at 2.5 mL/100 kg.

$\frac{2.5 \text{ mL}}{100 \text{ KG}}$

SHEEP:

- For alleviation of pain and inflammation in sheep and lambs 14 days of age or older.
- Single use only by *S/C* injection high on the neck behind the ear at 1 mL/20 kg.

$\frac{1 \text{ mL}}{20 \text{ KG}}$

PIGS:

- For use in acute non-infectious locomotor disorders and in combination with appropriate antibiotic therapy for puerperal septicaemia and toxæmia (MMA syndrome) in sows.
- Single use only by *I/M* injection in the anterior half of the neck at 2 mL/100 kg (can be repeated ONCE after 24 hours if necessary).

$\frac{2 \text{ mL}}{100 \text{ KG}}$

HORSES:


- For rapid initiation therapy of musculoskeletal disorders and relief of pain associated with colic.
- Single use only by *I/V* injection at 3 mL/100 kg. Can continue treatment in horses after 24 hours with METACAM 15 mg/mL Oral Suspension for Horses (A010142).

$\frac{3 \text{ mL}}{100 \text{ KG}}$



METACAM 40 Dosing Guide

SPECIES



CATTLE AND HORSES

WITHHOLDING PERIODS

MEAT

 10
DAYS

 28
DAYS

MILK

 84
HOURS

CATTLE:

- *Subcutaneous (S/C)* and *intravenous (I/V)* use.
- For use in acute mastitis, in combination with appropriate therapy.
- For use in acute respiratory infection alongside appropriate antibiotic therapy.
- For use in diarrhoea in combination with oral-rehydration therapy.
- For use to assist in the control of pain following disbudding and dehorning of cattle, administered approximately 10 minutes prior and accompanied by effective and appropriate local analgesia.
- Single use only by *S/C* or *I/V* injection at 1.25 mL/100 kg.

$\frac{1.25 \text{ mL}}{100 \text{ KG}}$

- **NEW SURGICAL CLAIM** - for the alleviation of pain and inflammation associated with surgery in cattle.

HORSES:

- *Intravenous (I/V)* use only.
- For rapid initiation therapy of musculoskeletal disorders and relief of pain associated with colic.
- Single use only by *I/V* injection at 1.5 mL/100 kg. Can continue treatment in horses after 24 hours with METACAM 15 mg/mL Oral Suspension for Horses (A010142).

$\frac{1.5 \text{ mL}}{100 \text{ KG}}$



References

- 1 CEESA global data.
- 2 Justus, C., et al., (1998). Meloxicam (METACAM), a new Non-Steroidal Anti-Inflammatory Drug (NSAID) as adjunctive therapy for bovine respiratory disease. XXth World Buiatrics Congress, Sydney.
- 3 McDougall, S., et al. (2016). Addition of meloxicam to the treatment of clinical mastitis improves subsequent reproductive performance. *J. Dairy Sci.*, 99: 2026-2042.
- 4 McDougall, S., et al. (2009). Effect of treatment with the nonsteroidal anti-inflammatory meloxicam on milk production, somatic cell count, probability or re-treatment, and culling of dairy cows with mild clinical mastitis. *J. Dairy Sci.*, 92: 4421-4431.
- 5 Huxley, J.N., Whay, H.R. (2006). Current attitudes of cattle practitioners to pain and the use of analgesics in cattle. *Veterinary Record*, 159: 662-668.
- 6 Laven, R.A., et al. (2009). Results of a survey of attitudes of dairy veterinarians in New Zealand regarding painful procedures and conditions in cattle. *NZVJ*, 57(4): 215-220.
- 7 Thomsen, P.T., et al. (2012). Differences in attitudes of farmers and veterinarians towards pain in dairy cows. *The Veterinary Journal*, 194(1): 94-97.
- 8 Remnant, J.G., et al. (2017). Clinician attitudes to pain and use of analgesia in cattle: where are we 10 year on? *Veterinary Record*, 181(15): 400.
- 9 Product leaflets: Metacam 20 (A007982); Metacam 40 (A011754)
- 10 Kerslake, J.I., et al. (2018). Economic costs of recorded reasons for cow mortality and culling in a pasture-based dairy industry. *J. Dairy Sci.*, 101: 1795-1803.
- 11 Fuenzalida, M.J., et al. (2015). The association between occurrence and severity of subclinical and clinical mastitis on pregnancies per artificial insemination at first service of Holstein cows. *J. Dairy Sci.*, 98(6): 3791-3805.
- 12 Schrick, F.N., et al. (2001). Influence of subclinical mastitis during early lactation on reproductive parameters. *J. Dairy Sci.*, 84(6): 1407-1412.
- 13 Barker, A.R., et al. (1998). Influence of clinical mastitis during early lactation on re-productive performance of Jersey cows. *J. Dairy Sci.*, 81(5): 1285-1290.
- 14 Risco, M.A., et al. (1999). Clinical mastitis associated with abortion in dairy cows. *J. Dairy Sci.* 82(8): 1684-1689.
- 15 Bednarek, D., et al. (2003). Effect of steroidal and non-steroidal anti-inflammatory drugs in combination with long-acting oxytetracycline on non-specific immunity of calves suffering from enzootic bronchopneumonia. *Vet. Microbiol.*, 96(1): 53-67
- 16 Schmidt, H., et al. (1998). The effect of METACAM (Meloxicam) on body weight gain after treatment of acute respiratory disease in bovines. XXth World Buiatrics Congress, Sydney.
- 17 Salamon, E., et al. (1998). The influence of meloxicam on the therapeutic effect of long acting oxytetracycline in respiratory diseased calves. XXth World Buiatrics Congress, Sydney.
- 18 Okkinga, K., et al. (1998). The use of meloxicam and oxytetracycline, alone and in combination in calves with *Pasturella* infection. XXth World Buiatrics Congress, Sydney.
- 19 Banting, A., et al. (2000). Efficacy of Meloxicam in lactating cows with *E.coli* endotoxin induced acute mastitis. *J.Vet. Pharmacol. Ther.* 23: Suppl.1; E4.
- 20 Friton, G.M., et al. (2005). Comparison of two NSAIDS Meloxicam V Flunixin as adjunctive therapy to antibiotics in acute bovine mastitis. In *Mastitis in Dairy Production*. H. Hogveen, (ed.) Wageningen Academic Publishers, Wageningen, the Netherlands.
- 21 Friton, G.M., et al. (2005). Long term effects of meloxicam in the treatment of respiratory disease in fattening cattle. *Veterinary Record*, 156(25): 809-811.
- 22 Stewart, M., et al. (2009). Effects of local anaesthetic and a nonsteroidal anti-inflammatory drug on pain responses of dairy calves to hot-iron dehorning. *J. Dairy Sci.*, 92(4): 1512-1519.
- 23 Todd, C.G., et al. (2010). NSAID therapy for neonatal calf diarrhoea complex: effects on calf performance. *J. Anim. Sci.*, 88(6): 2019-2028.
- 24 Fitzpatrick, C.E., et al. (2013). The effect of meloxicam on pain sensitivity, rumination time, and clinical signs in dairy cows with endotoxin-induced clinical mastitis. *J. Dairy Sci.*, 96(5): 2847-2856
- 25 Mintline, E.M., et al. (2013). Play behavior as an indicator of animal welfare: Disbudding in dairy calves. *Appl. Anim. Behav. Sci.*, 144: 22-30.
- 26 Sutherland, M.A., et al. (2017). Measurement of dairy calf behaviour prior to onset of clinical disease and in response to disbudding using automated calf feeders and accelerometers. *J. Dairy Sci.*, 101(9): 8208-8216.