



BIONIC *PLUS*

***LONG-ACTING COMBINATION ANTHELMINTIC
AND MINERAL CAPSULE FOR SHEEP***

BIONIC® Plus capsules treat and protect against sensitive strains or sensitive stages of internal parasites for an average of 100 days.*

Treats established and newly ingested internal parasites that are sensitive to either avermectin or benzimidazole families or both. Aids in the reduction of internal parasites in lambs prior to weaning by reducing the populations of infective parasite larvae on pasture. Aids in the control of dags and associated flystrike caused by internal parasites that can lead to flystrike.

*Range 85 to 115 days.



For the treatment and prevention of selenium deficiency in sheep for 250 days, cobalt (Vitamin B12) deficiency in sheep for 100 days and for the elevation milk Vitamin B12 levels in lactating ewes. Used in ewes pre lambing to protect suckling lambs from selenium deficiency until weaning.

CONTAINS

Each capsule contains:
185 mg abamectin, 4.62 g albendazole,
24mg selenium and 118mg cobalt.

DOSAGE AND ADMINISTRATION

Dose one capsule to sheep of 40 to 80 kg liveweight and two capsules to sheep over 80 kg. Pregnant ewes – administer the capsule(s) 2-6 weeks prior to lambing.

GENERAL NOTES/ PRECAUTIONS

Do not use at the same time as any other selenised fertiliser prill or product and do not exceed the stated dose or frequency without consulting a veterinarian.

Do not re-treat within 270 days.



TREATMENT AND CONTROL

For the effective control of sensitive strains or sensitive stages of the following internal parasites: *Haemonchus contortus**, *Teladorsagia [Ostertagia] circumcincta**, *T. trifurcata**, *Trichostrongylus axei**, *T. colubriformis**, *T. vitrinus**, *Cooperia curticei*, *C. oncophora*, *Nematodirus spathiger**, *N. filicollis**, *Chabertia ovina*, *Oesophagostomum* spp., *O. venulosum*, *Trichuris* spp., *Strongyloides papillosus*, (*includes inhibited L4 larvae). Newly ingested infective larval stages of dual resistant parasite strains (benzimidazole + macrocyclic lactone) can remain sensitive to and controlled by BIONIC Plus while the dual resistant adult stages may not be removed. Where resistant adult worms exist, use of an effective drench immediately prior to administration of BIONIC Plus should be considered. Any such concurrent treatment should only be done in consultation with a veterinarian.

FACTORS AFFECTING DRENCHING DECISIONS IN RUMINANTS

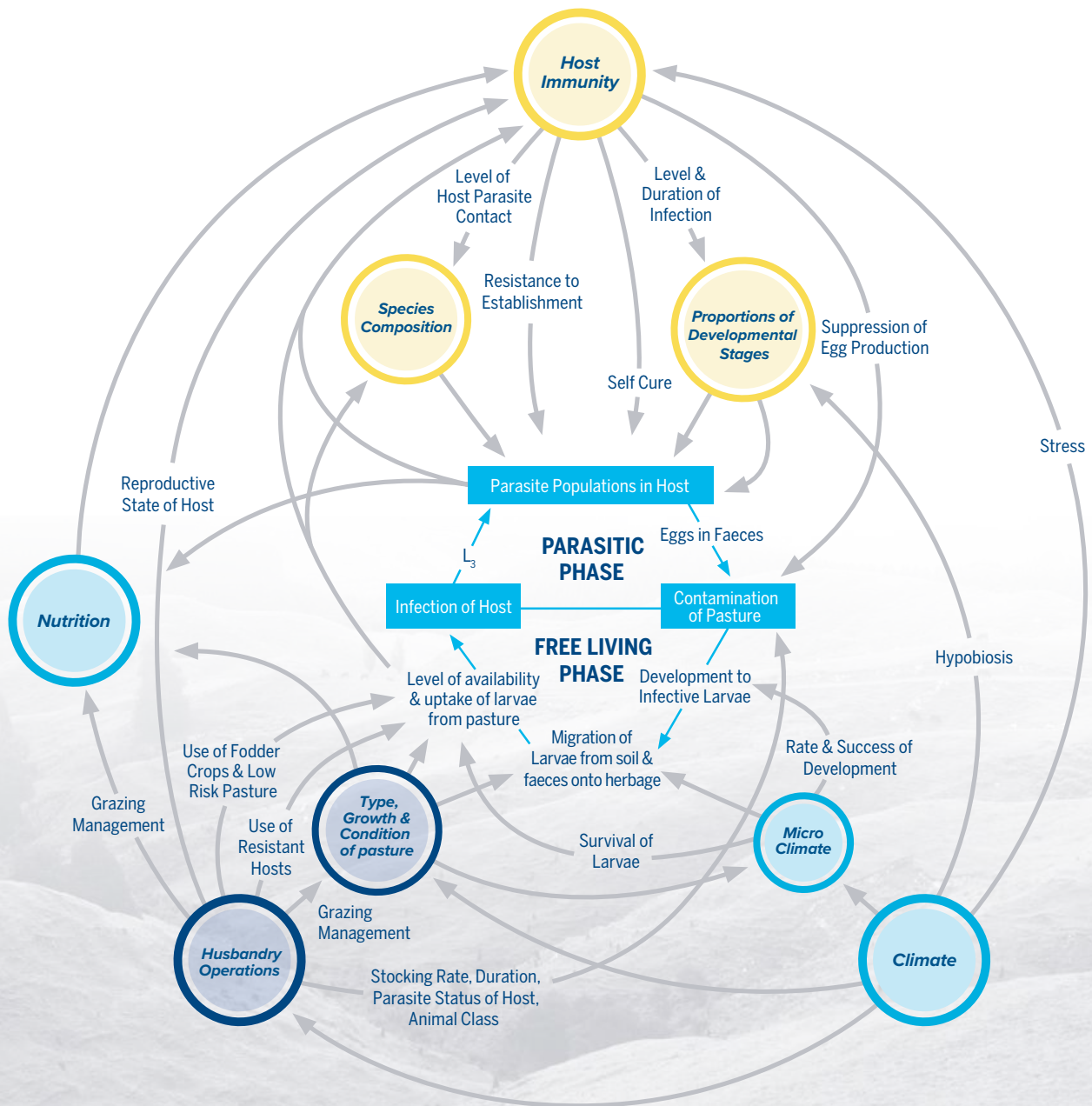


Figure 3 - R. V. Brunson - adapted from Animal Industries Workshop, Lincoln College, 1982, Technical Handbook



NZ TESTED
& TRUSTED



PARASITE
LOCKDOWN



LOCAL VET
SUPPORT



QUALITY &
PRECISION



REDUCED
DRENCH
FREQUENCY

BIONIC
PLUS

BENEFITS OF BIONIC PLUS

TWO ACTIVES TO HELP KILL ROUNDWORM

Contains two different active ingredients that act in different ways to kill roundworms for 100 days (range 85 to 115).

- Treats established and newly ingested internal parasites that are sensitive to either or both active.
- Reduces pasture contamination with parasite larvae for 100 days (range 85 to 115).
- Aids in the reduction of internal parasites in lambs (reduced drench requirement in lambs).
- Aids in the control of dags and associated flystrike caused by internal parasites that can lead to flystrike.

IMMUNITY, GROWTH AND ENERGY

Contains two different minerals – important for optimising immunity, growth, and energy.

- Selenium to treat and prevent deficiency in sheep for 250 days.
- Used in ewes pre lambing to protect suckling lambs from selenium deficiency until weaning.
- Cobalt (Vitamin B12) to treat and prevent deficiency in sheep for 100 days.
- Elevates milk Vitamin B12 levels in lactating ewes.

THE GOALS OF SPRING PARASITE CONTROL ON FARM

Reduced
drenching
of lambs

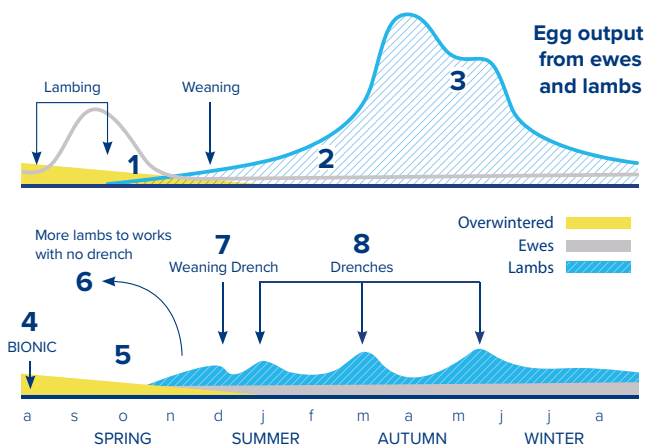
Robust
Immunity

Reduced
larval
Challenge

Maintain
Refugia

SPRING AND THE PERIPARTURIENT RISE

Ewes are primarily responsible for the initial contamination of the lambing paddocks. The graph below demonstrates overwintered larval challenge and egg output from untreated animals (top) versus drenched (bottom) maintained on the same pasture.



EGG OUTPUT WITHOUT BIONIC PLUS

1. Pasture contamination increases as ewes start to produce eggs before lambing.
2. Lambs have active parasite infection producing lots of worm eggs.
3. Lambs start reinfesting themselves. High parasite challenge leads to significant loss of productivity.
4. Target at-risk ewes (twin bearing, lighter, high FEC).
5. Less contamination of pasture by ewes.
6. Higher weaning weights means more lambs to the works without the need for a drench.
7. Weaning drench to remaining lambs. Return lambs to same pasture. If moving to 'new' pasture after the drench leave heaviest 10-15% of lambs untreated. This helps a population in refugia and reduces selection pressure for resistance.

FURTHER GUIDELINES FOR USING BIONIC® PLUS

The table below suggests further guidelines for using capsules depending on drench resistance status. Knowing your drench resistance status and monitoring worm egg counts prior to lamb marking will enable better management decisions.

Resistance Status	Initial Treatment - Pre-Lambing	Monitoring test (e.g. 60 days)	Monitoring drench considerations
Avermectin and BZ efficacy >95%	BIONIC® Plus	FEC [#]	If FEC > 200 epg consider exit drench for ewes. [#]
Avermectin and BZ efficacy <95%	BIONIC® Plus + Primer Drench [^]	FEC [#]	If FEC > 200 epg consider exit drench for ewes. [#]

[#]Consult your veterinarian. [^]A primer drench is a drench containing an active other than abamectin or a BZ to achieve high efficacy.

USING BIONIC PLUS FOR BETTER WORM CONTROL

EFFECTIVE WORM CONTROL

Effective worm control over lambing is the most critical period to reduce the level of pasture contamination and production losses caused by worms. Ewes meeting the additional physiological requirements of lactating and lambs naïve to worms create a period of high infection risk. Targeted treatment of at-risk ewes (twin bearing, lighter, high FEC) reduces the larval challenge for the lambs.

BIONIC Plus provides a simple method of minimising this risk and helps maintain productive, healthy stock.

Studies have shown abamectin, benzimidazole combination capsules provided greater protection from worms and reduced pasture contamination compared to either a short-acting pre-lambing treatment or a short-acting treatment pre-lambing and again at lamb marking.^{1,2}

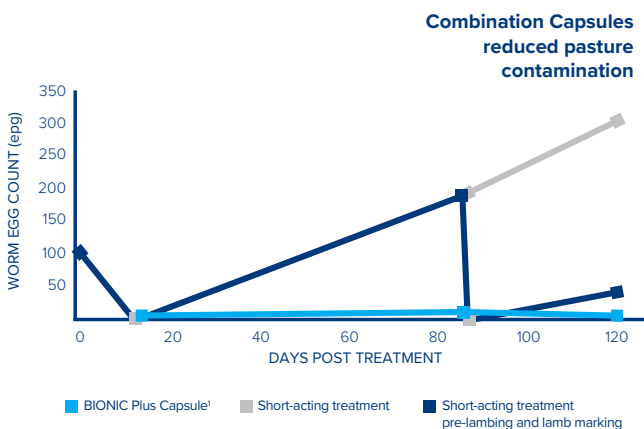


Figure 1 – Combination Capsules reduced pasture contamination from ewes by 90% compared to an effective short-acting treatment.

Using BIONIC Plus when both abamectin and benzimidazole resistance is present, (combined efficacy of <95%), may result in some worms not being removed. However, the simple practice of priming the capsule, (using an unrelated active to achieve overall high efficacy) to remove existing adult worm burdens was shown to improve worm control and lower pasture contamination compared to using a short-acting treatment both at pre-lambing and again at lamb marking.^{1,2}

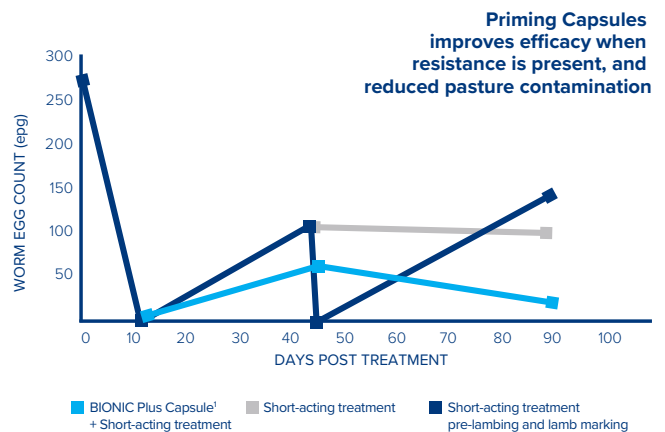


Figure 2 – Priming Capsules improves efficacy when resistance is present, and reduced pasture contamination by 49% compared to using a short-acting treatment alone.

Newly ingested infective larval stages of dual resistant parasite strains (benzimidazole + macrocyclic lactone) can remain sensitive to and controlled by BIONIC Plus while the dual resistant adult stages may not be removed.

MANAGING WORMS

HAVE A PLAN

It is important to have a plan that balances maximising performance with the management of resistance. Plan proactively to avoid on-the-fly drench decisions. Plan your drench treatments in consultation with your vet. Consider when, which animals, why and what products you will use.

MONITOR

Knowing your resistance status and the worm species you are trying to control will help to develop an appropriate drench programme. Do a FEC 10 days after drenching with short acting products at least twice a year to confirm that drenches are working. Consult your vet about doing a full Faecal Egg Count Reduction Test, (FECRT) including larval differentiation every two to three years.

MINIMISE DRENCH FREQUENCY

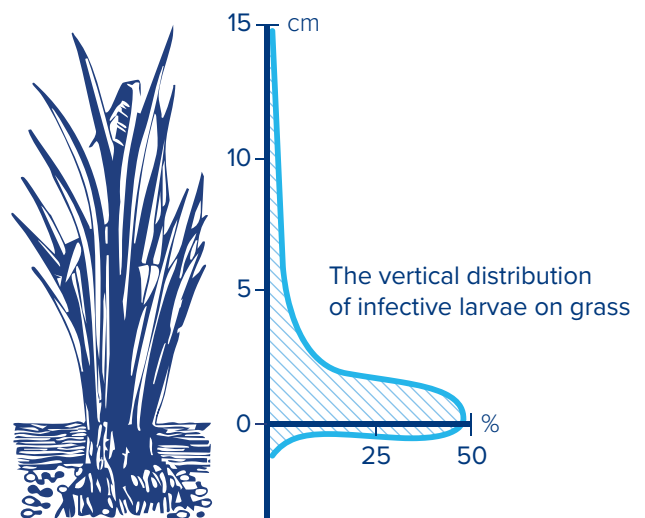
Do not drench more frequently than every 28 days. Use effective drenching equipment and technique.

GOOD NUTRITION

Animals in good health with good nutritional levels are better prepared to fight worm challenges.

REDUCE LARVAL CHALLENGE

Young stock (less than 9 months of age), and lambing ewes are major contaminators of pasture. Plan where to graze lambs or calves to break the cycle of contamination and exposure. Utilise new grasses and crops for their low worm levels. Plan lamb grazing shifts for worm control before weaning. Most larvae reside in the lower part of the plant, so do not overgraze pasture, maintain adequate residuals. Use of capsules strategically on the lambing ewes will also help minimise pasture contamination.



Did you know? Weaning as many lambs as possible straight to the works is an effective way to reduce drench usage.

Using BIONIC Plus pre-lambing will also reduce pasture contamination. That means remaining lambs, as well as replacement weaners should need fewer drenches as they grow out on those pastures. Combined with good nutrition, these lambs will have more robust immunity due to their prior growth and reduced chronic gut inflammation, (improved feed utilisation).

BIONIC PLUS



Ensure young stock become future high producers through improved health, growth and energy at:

futureproducers.co.nz   



PROUDLY AVAILABLE FROM YOUR LOCAL PARTICIPATING VETERINARY CLINIC

See product label for full claim details and directions for use. BIONIC[®] is a registered trademark of Boehringer Ingelheim Vetmedica GmbH, used under license. ACVM Registration No. A011825. © Copyright 2025 Boehringer Ingelheim Animal Health New Zealand Limited. All rights reserved. NZ-OVI-0018-2025.

Ref. 1. Data on file. 2. Kelly, G. A., Nielson, R. & Doherty, M. The effect of a controlled release capsule on worm control measures and production in sheep in a high rainfall region of Australia. in Proceedings of the 9th International Sheep Veterinary Congress (2017).